




Download <https://billy.com/2ja92c>



File was found and ready to download!  
UPDATED 14 HOURS AGO

Fastest Source: [useenet.nl](https://useenet.nl)

Click the download button and select one of the found cloud sources.


8.4


★★★★★  
2048 RATES

Download 

SECURE SOURCES

You need to [log in](#) before you can post comments.

  
Navigation

  
Registration

  
FAQ

FLV Encoder 3.2.5.7 Crack Activation Code With Keygen [Latest 2022]

The FLV Encoder Crack For Windows can encode a local FLV stream or one which is streamed using the HTTP protocol and deliver it continuously. The protocol used is FLV1. After starting the encoder the application will be able to encode the media into the FLV format. You can decide whether to encode the video only or both audio and video. In addition, you can create your own parameters for the FLV compressor in the FLV1 module. Besides you can set additional parameters for the MPEG-2 Audio module in the Audio module. The encoded FLV file is also delivered using HTTP and can be played by other FLV players, for example if you used the HTML embedded player. NOTE: The FLV format supports H.264 video and AAC audio. If you want to use other video and audio codecs for your videos, please use the video and audio capture device switcher. A directshow video/audio capture application which is able to deliver a live FLV stream continuously via an embedded HTTP server. The video stream is FLV1 encoded and the audio stream is MP3 encoded. As a remote player you can use any FLV player able to render remote FLV files. Another option for you is to use the HTML embedded player which is shipped with the encoder. You have to specify the movie URL, create a new player and finally play the movie. In order to start the encoder you must select the video and/or audio capture devices from the appropriate list and push the start button. Before starting the encoder you can set new parameters for FLV1 compressor by pushing the button FLV1. In addition, you have the possibility to change other parameters after you start the encoder. As a remote player you can use any FLV Player able to render remote FLV files. Other option for you is to use the HTML embedded player which is shipped together with the encoder. Also you can create your own player using Flash Technologies. Description: The FLV Encoder Serial Key can encode a local FLV stream or one which is streamed using the HTTP protocol and deliver it continuously. The protocol used is FLV1. After starting the encoder the application will be able to encode the media into the FLV format. You can decide whether to encode the video only or both audio and video. In addition, you can create your own parameters for the FLV compressor in the FLV1 module. Besides you can set additional parameters for the MPEG-2 Audio module in the Audio module. The encoded FLV file is also delivered using HTTP and can be played by other FLV players, for example if you used the HTML embedded player. NOTE: The FLV format supports H.264 video and AAC audio. If you want to use other video and audio codecs for your videos, please use the video and audio capture device switcher. A directshow video

FLV Encoder 3.2.5.7 Crack [Mac/Win] [Updated-2022]

Download and install Cracked FLV Encoder With Keygen Generate a URL Customize FLV 1 compressing parameters Play video and audio files View details of the video and audio streams Set video and audio output devices Push the start button to start the application FLV Encoder Crack Keygen Parameters: Set video and audio output devices: Push the button Devices to select video or audio capture device. Watch video preview: Push the button Preview to see a preview of the video/audio streams. Stop the application: Push the button Stop to stop the application. Gain and loss of compression: Push the button FLV 1 to set the FLV 1 compressing parameters. Save FLV files: Push the button Save to save the FLV files. Generate a URL: Push the button Generate a URL to create a URL. To view FLV details: Push the button Details to view the video/audio streams. To play video: Push the button Flash Player to start the Flash player. To play audio: Push the button Player to start the player. To stop the player: Push the button Stop to stop the player. To Save files: Push the button Save to save the FLV files. To Remove files: Push the button Remove to remove the FLV files. Html embedded player: Click here to see example of the html player. Download FLV Encoder 2022 Crack from here. This free video encoder will work on any system where the DirectShow and DirectX components are installed, even on Windows 2000/XP. To download FLV Encoder Crack Free Download you need Microsoft's "DirectShow Package" (components) which you can find it at the following website: This package contains the following components: DirectShow 9.0 SP2 (9.0.2909.0) DirectShow filters DirectShow codecs DirectShow display filters DirectShow sample applications DirectShow video encoder DirectShow encoder control utility The following Windows system requirements are required to run the Cracked FLV Encoder With Keygen: Windows 95/98/NT/2000/XP Intel Pentium or better, P4, Athlon, Core 2 Duo, Core 2 Extreme, Athlon XP Windows Media Player 9 or higher Windows Media Center 5 or higher Microsoft DirectShow Filters Microsoft DirectX 9 or higher Microsoft Windows Media Encoder Runtime (WMR) 3.0 or higher 94e9d1d2d9

FLV Encoder 3.2.5.7 Crack + Free

FLV Encoder is a cross platform DirectShow video/audio capture application. It supports DirectShow capture, DirectShow filters and ActiveX filters. You can capture video/audio from the following sources: - Video capture devices - Video capture device files - Video capture from VideoInputDevice - Video capture device files - Video capture from DirectShow video capture filters - Video capture from DirectShow video filters - Video capture from DirectShow activex filters - Video capture from DirectShow activex filters - Video capture from flash files - Video capture from flash files - Video capture from Flash object - Video capture from Flash object - Audio capture devices - Audio capture device files - Audio capture from DirectShow audio capture filters - Audio capture from DirectShow audio filters - Audio capture from DirectShow activex filters - Audio capture from DirectShow activex filters - Audio capture from flash files - Audio capture from flash files - Audio capture from Flash object If you are experiencing issues or problems with the program please contact our support team at:support@flashsoftmedia.com FLV Encoder is a cross platform DirectShow video/audio capture application which is able to deliver a live FLV stream continuously via an embedded HTTP server. The video stream is FLV1 encoded and the audio stream is MP3 encoded. As a remote player you can use any FLV player able to render remote FLV files. Another option for you is to use the HTML embedded player which is shipped with the encoder. You have to specify the movie URL, create a new player and finally play the movie. In order to start the encoder you must select the video and/or audio capture devices from the appropriate list and push the start button. Before starting the encoder you can set new parameters for FLV1 compressor by pushing the button FLV1. In addition, you have the possibility to change other parameters after you start the encoder. As a remote player you can use any FLV Player able to render remote FLV files. Other option for you is to use the HTML embedded player which is shipped together with the encoder. Also you can create your own player using Flash Technologies. FLV Encoder Description: FLV Encoder is a cross platform DirectShow video/audio capture application. It supports DirectShow capture, DirectShow filters and ActiveX filters. You can capture video/audio from the following sources:

What's New in the?

\* Added support for FLV2 \* Added new parameter - Codec. \* FLV-1 Chunk Size parameter was added. \* Parameters list was redesigned. \* Preference to use MP3 for audio. \* Start button was redesigned. \* New parameter - Begin before first frames. \* Possibility to set a video capture device after starting the encoder. \* Possibility to start the encoder without video capture device selected. \* Possibility to view the parameters list after starting the encoder. \* Possibility to change the other parameters after starting the encoder. \* Video device can be set from the list. \* Video device can be set automatically. \* Possibility to set and switch a capture device to another one. \* Some improvements for the HTML embedded player. AVCHD Transcoder is a versatile program which is able to convert high definition AVCHD content (AVCHD to AVCHD, AVCHD to MOV, AVCHD to AVI and so on) to more common formats (AVCHD to MPEG, MOV, MTS, M2TS, AVI, WMV, MOV, RM, and so on) and vice versa. What's more, it also supports transcoding content from AVCHD to other formats with additional output options (AVCHD to AVI, AVCHD to MOV, AVCHD to WMV, AVCHD to MKV, AVCHD to MP4, AVCHD to H.264, AVCHD to MP3, AVCHD to WAV, AVCHD to FLAC, AVCHD to OGG, AVCHD to AAC, AVCHD to APE, AVCHD to MP2, AVCHD to RA, AVCHD to ASF, AVCHD to MTS, AVCHD to MXF, AVCHD to QT, AVCHD to SVCD, AVCHD to VOB, AVCHD to DVD, AVCHD to BUP, AVCHD to PS2, AVCHD to SVCD, AVCHD to DVD, AVCHD to XAVC, AVCHD to DVCPRO, AVCHD to SD, AVCHD to DVD-VR, AVCHD to VOB, and AVCHD to DVD-A) within the same application. Additionally, AVCHD Transcoder can import AVCHD

---

**System Requirements:**

Windows 10, Windows 8.1, Windows 8, Windows 7, or Windows Vista 1.6 GHz Dual-Core Processor 2 GB RAM 4 GB Hard Disk Space 2 GB VRAM HDMI Port 1024 × 768 Display Resolution WebGL 3.0 compatible browser Supported OS: Windows 10 (64-bit), Windows 8.1 (64-bit), Windows 8 (64-bit), Windows 7 (64-bit) or Windows Vista (32-

[SwaxM3U](#)  
[Melare Removal Tool](#)  
[Mugshot](#)